




X17

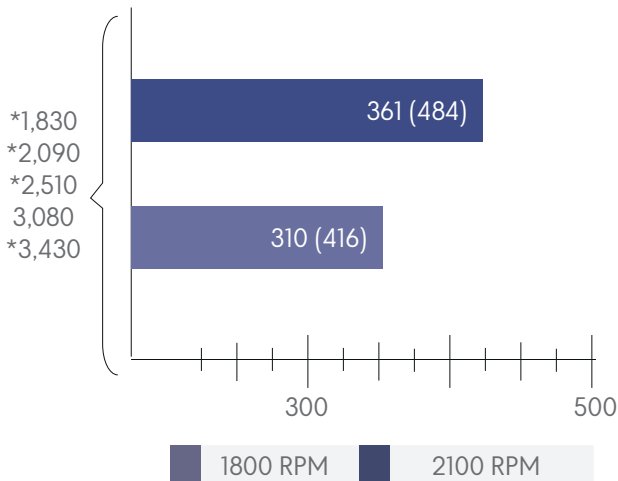
Gearbox for 6M16 & 6W126



X17			
Power/RPM kW/RPM (hp/RPM)	Maximum rated input kW (hp)	Ratio	Maximum input RPM
0.172 (0.231)	430 (578)	*1,830	2500
		*2,090	
		*2,510	
		3,080	
		*3,430	
Dry Weight kg	287		
SAE bell	#1		
Offset Type	Vertical		

*Non-standard ratio

Sample Powers (kw/hp)



Standard Equipment

Oil cooler complete with fittings and flexible hoses

Propeller shaft flange and coupling bolt sets

Dual stage input coupling

Control cable bracket and clamp parts for connection of the push-pull cable

Mouting brackets (Plate Type for welding)

Standard Input rubber

Elastic coupling with fail safe device SAE14"

Electric shifting valve

Direct reading oil manometer + mano-contact
DANDOSS ref: MBC5100 16 (Set down to 16 bar)

Options

Engine matched torsional coupling

Trolling valve for slow-speed drive

D-Trolling valve

Mouting brackets

Description

Robust design and easy onboard maintenance

Withstands various applications: Pleasure, light, medium and continuous dry

Fully works tested, reliable and simple to install

Reverse reduction marine transmission with hydraulically actuated multi-disc clutches

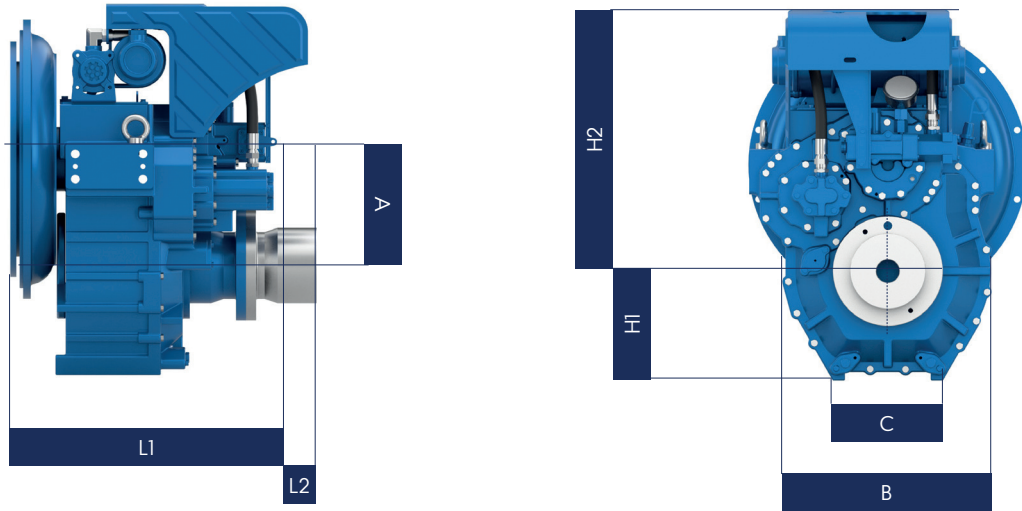
Case hardened and precisely ground gear teeth for long life and smooth running

Robust cast iron casing for direct or remote mounting

Emergency "get home" capability

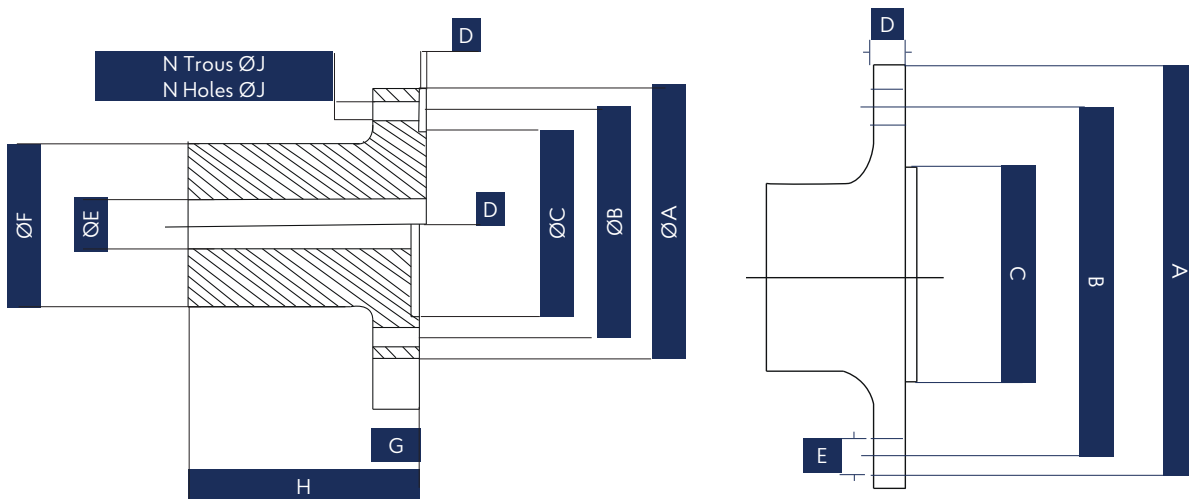
Suitable for twin installation with 100% rated power in ahead and astern condition

Dimensions and dry weight (mm/kg)



Model	A	B	B1	B2	C	H1	H2	H3	H4	L1	Weight kg(lb)
X17	211	416	275	210	218	217	486	171.25	221.25	378	287 (632)

SAE Bell Housing Dimension								
SAE N	Driving Ring	A	B	C	L2	L3	Bolt Holes	
							No.	Diameter (E)
#1	14"	511.12	530.22	552.5	64	467.4	13	12



A	B	C	D	Bolt Holes No.	Bolt Holes Diameter (E)
218	180	140	20	6	20

Output Coupling Dimension					
A	B	C	D	Bolt Holes	
				No.	Diameter (E)
218	180	140	20	6	20

